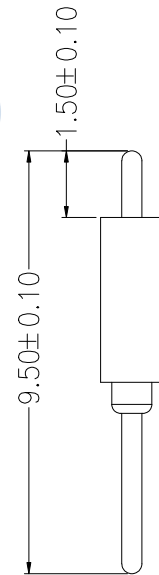
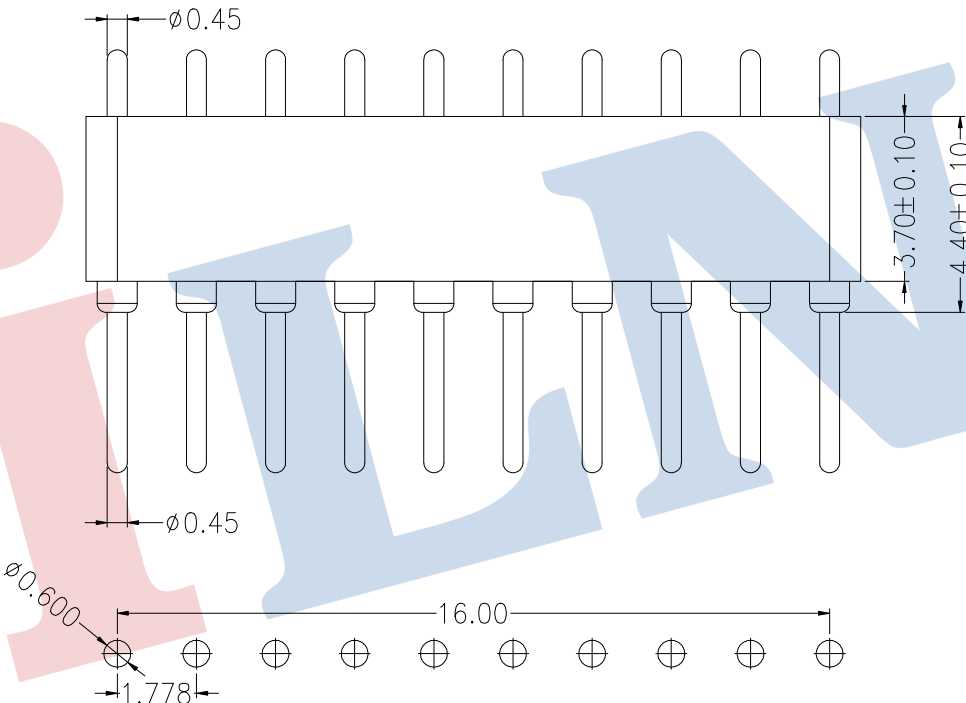
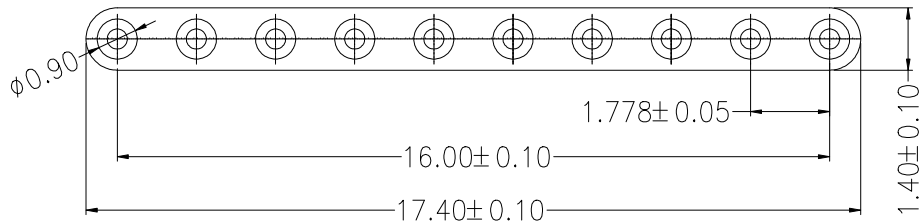




**SPECIFICATIONS**

Rated Current:1.0AMP  
 Contact Resistance:20mΩ Max  
 Withstand Voltage:500V AC/DC  
 Insulation Resistance:1000MΩ Min  
 Operation Temperature:-40°c to +105°c

Contact Material:Brass  
 Contact Plating:Au Over Ni  
 Insulator Material:Polyester(UL94V-0)  
 Resistance To Soldering Heat:  
 260° C±5° C, 10s(PA46 insulator)



**Ordering Information**

**7310 -44 1 10 S XX 095 X 0X**

No.of Pins Per Row 1x10P

Contact Plating  
 G0:Gold Flash  
 G1:3U" Gold  
 G2:5U" Gold  
 G3:10U" Gold  
 G4:15U" Gold  
 G5:30U" Gold  
 S0:Gold Flash/Tin  
 SN:Tin

Pin Length 095=9.5mm

Packing 0=Pe Bag A=Tray T=Tube

Recommended P.C.B Layout(Top Side)  
 (PCB BOARD TOLERANCE±0.05)

				OPERATION		DRAW	YiYuSheng	16.09.08	SCALE	FIT	<b>JILN</b> ® 深圳市锦凌电子有限公司 SHENZHEN JINLING ELECTRONICS CO.,LTD Tel: 86-755-27483253 Fax: 86-755-2997-5588	
				X.X	±0.30				UNIT	mm		
				X.XX	±0.20	CHECK	SIZE	A4	PART NO.	7310-44110SXX095X0X		
A	2016.09.08	NEW DRAWING		X.XXX	±0.10	APPROVE	SHEET	1/1	TITLE:	1.778xH3.7mm Fiber Connector 1x10Pin 180° L=9.5mm		
REV	DATE	MODIFICATION DESCRIPTION		CHANGE	DIM	TOL	PROJ.					