

# HSF RoHS

## SPECIFICATIONS

Rated Current:1AMP  
 Contact Resistance:25mΩ Max  
 Withstand Voltage:500V  
 Insulation Resistance:1000MΩ Min  
 Operation Temperature:-55°c to +125°c

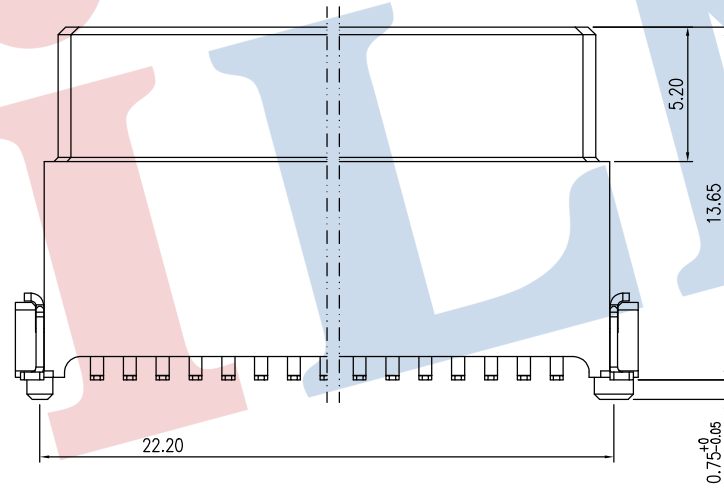
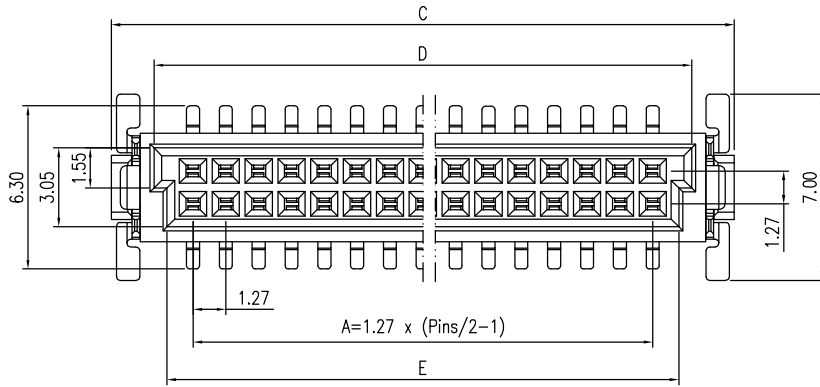
Contact Material:Phosphor Bronze  
 Contact Plating:Sn and Au over Ni  
 Tail Material:Phosphor Bronze  
 Tail Plating: Sn over Ni  
 Main Body Material: LCP

100	62.23	66.65	68.58	65.25	64.25
90	55.88	60.30	62.23	58.90	57.90
80	49.53	53.95	55.88	52.55	51.55
70	43.18	47.60	49.53	46.20	45.20
60	36.83	41.25	43.18	39.85	38.85
50	30.48	34.90	36.83	33.50	32.50
40	24.13	28.55	30.48	27.15	26.15
30	17.78	22.20	24.13	20.80	19.80
20	11.43	15.85	17.78	14.45	13.45
10	5.08	9.50	11.43	8.10	7.10
PIN	A	B	C	D	F

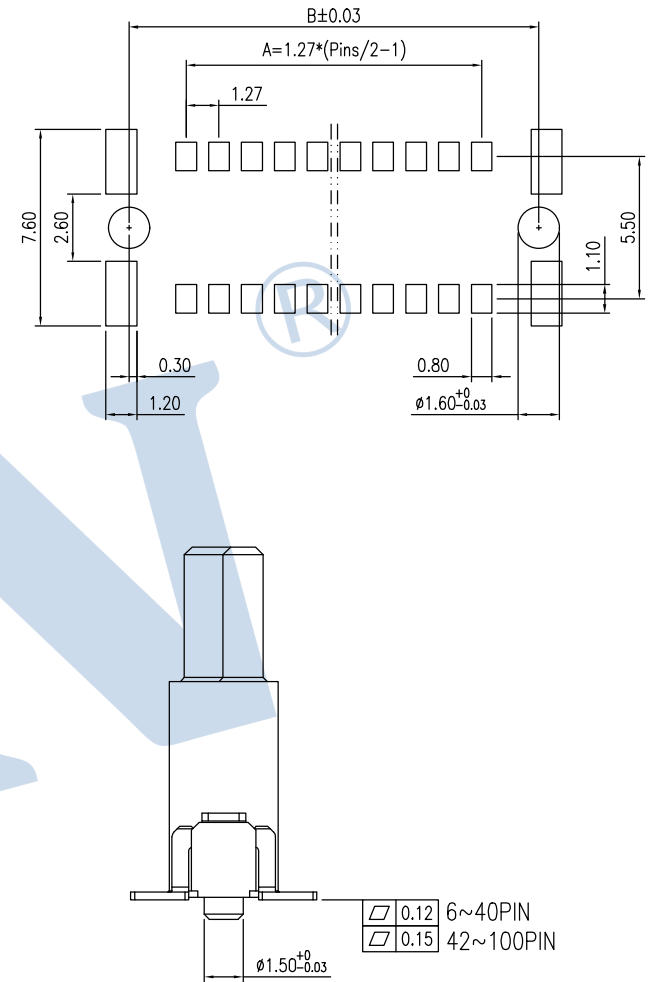
## Ordering Information

**7100 - F XXX 136 XX F X 0 X**

F=Female  
 M=Male  
 No. of pins  
 010=10Pin  
 020=20Pin  
 ...  
 100=100Pin  
 Plastic Height  
 136=13.65mm  
 Contact Plating  
 G0:Gold Flash  
 G1:3U" Gold  
 G2:5U" Gold  
 G3:10U" Gold  
 G4:15U" Gold  
 G5:30U" Gold  
 S0:Gold Flash/Tin  
 Insulator Material Option  
 F=BK-LCP  
 Packing  
 T:Tube  
 R:Reel



## Recommended P.C.B Layout(Top Side) (PCB BOARD TOLERANCE±0.05)



0.12	6~40PIN
0.15	42~100PIN

### OPERATION

X.X	±0.30
X.XX	±0.20
X.XXX	±0.10
Angle	±3°
DIM	TOL

DRAW	OuYangHui	18.07.06
CHECK		
APPROVE		

SCALE	FIT
UNIT	mm
SIZE	A4
SHEET	1/1
PROJ.	☯

**JILN**® 深圳市锦凌电子有限公司  
 SHENZHEN JINLING ELECTRONICS CO.,LTD

Tel: 86-755-27483253 Fax: 86-755-2997-5588

PART NO.	7100-FXXX136XXFX0X
TITLE:	1.27mm SMC NPin H13.65 Female

A	2018.07.06	NEW DRAWING	
REV	DATE	MODIFICATION DESCRIPTION	CHANGE