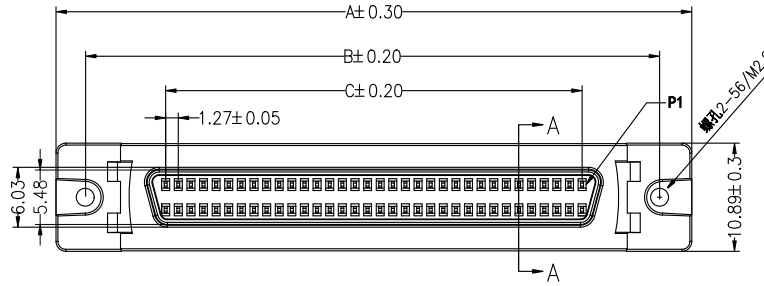


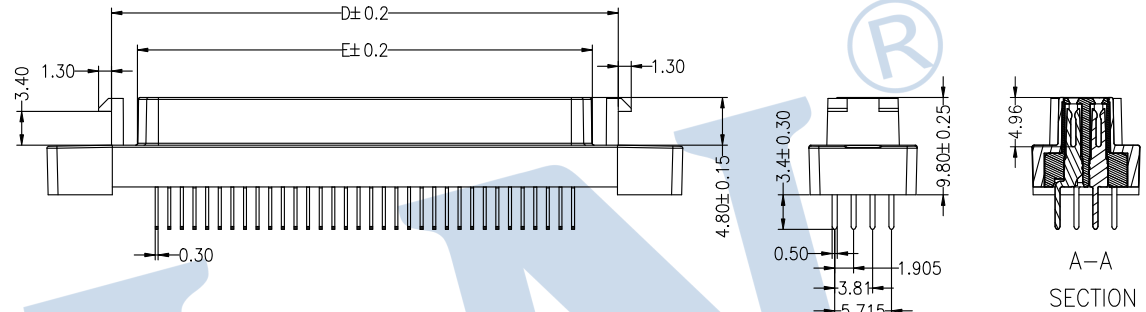

HSF RoHS

SPECIFICATIONS

Housing: Thermoplastic,UL94V-0 (PBT)
 Color: Black
 Contact:Copper Alloy
 Shell:Zinc Alloy
 Voltage Current Rating:1.0Amp.250V AC
 Insulation Resistance:500MΩ Min.
 Contact Resistance:35mΩ Max.
 Dielectric Withstanding Voltage:500V AC
 Temperature Range:-40°C to +105°C



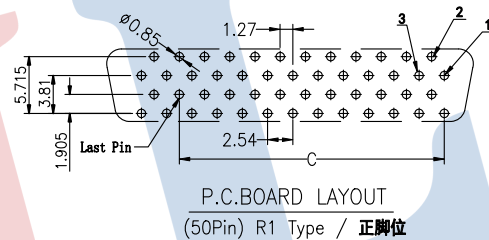
No. of Pin	DIMENSIONS				
	A	B	C	D	E
50	52.55	46.37	30.48	39.57	34.35
68	64.00	57.77	41.91	51.00	45.78
100	84.20	77.70	62.23	71.20	66.10



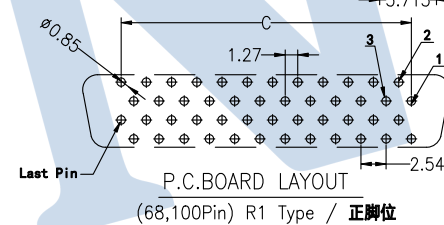
Ordering Information

6311-F XXX S D XX MNA OX

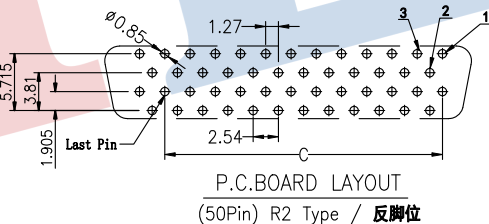
- No. of Pins: 50P,68P,100P
- Connector Type: S=Straight
- Contact Plating: G0:Gold Flash, S0:Gold Flash/Tin, S1:3U" Gold /Tin, S2:5U" Gold /Tin, S3:10U" Gold /Tin, S4:15U" Gold /Tin
- Journal Number: 01=R1 Type, 02=R2 Type, 03=with surew, 04=R1 Type M2.6, 05=R2 Type M2.6



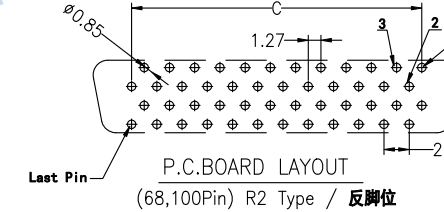
P.C. BOARD LAYOUT (50Pin) R1 Type / 正脚位



P.C. BOARD LAYOUT (68,100Pin) R1 Type / 正脚位



P.C. BOARD LAYOUT (50Pin) R2 Type / 反脚位



P.C. BOARD LAYOUT (68,100Pin) R2 Type / 反脚位

A	AO	2017.11.23	NEW DRAWING	CHANGE	OPERATION	DRAW	YiYuSheng	17.11.23	SCALE	FIT	PART NO. 6311FXXXSDXXMNAOX TITLE: SCSI DB Female 180°
	REV	DATE	MODIFICATION DESCRIPTION		X.X	±0.30			UNIT	mm	
					X.XX	±0.20	CHECK		SIZE	A4	
					X.XXX	±0.10			SHEET	1/1	
					Angle	±3°	APPROVE		PROJ.	⌀	
				DIM	TOL						