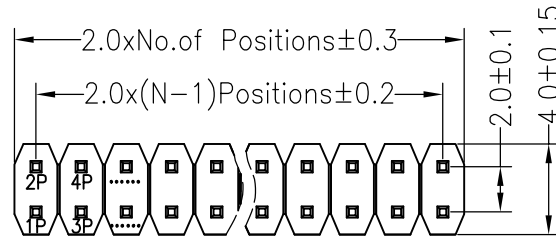




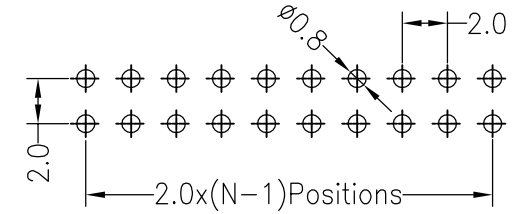
**SPECIFICATIONS**

Rated Current:1.5AMP  
 Contact Resistance:20mΩ Max  
 Withstand Voltage:500V AC/DC  
 Insulation Resistance:1000MΩ Min  
 Operation Temperature:-40°C to +105°C

Contact Material:Brass  
 Contact Plating:Au or Sn Over Ni  
 Insulator Material:Polyester(UL94V-0)  
 Standard: PA6T  
 Max.Processing Temp: 230°C for 30-60 seconds  
 (260°C for 5 seconds)



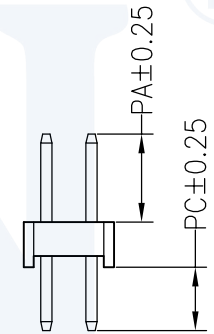
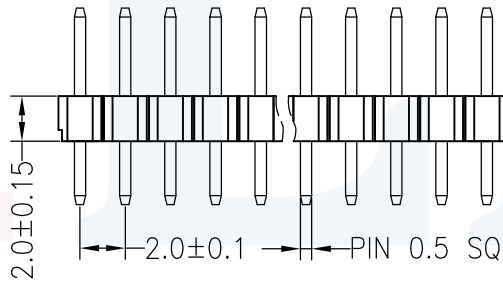
Recommended P.C.B Layout(Top Side)  
 (PCB BOARD TOLERANCE±0.05)



**Ordering Information**

1320 12 XX X N XX S XXX X 01

- No.of Pins: 2x1~2x40
- Insulator Material Option: A=BK-PBT, C=BK-PA6T, D=BK-PA46, E=BK-PA9T, F=BK-LCP
- Contact Plating: G0:Gold Flash, G1:1U" Gold, G2:1.5U" Gold, G3:2U" Gold, G4:3U" Gold, G5:5U" Gold, G6:10U" Gold, G7:15U" Gold, S0:Gold Flash/Tin, SN:Tin
- Pin Length
- Packing: A=Tray, T=Tube, O=Pe, R=Tape&Reel, P=Tube+Cap



| Dimension antitheses list |      |      |      |
|---------------------------|------|------|------|
| ITEM                      | PA   | PC   | L    |
| Standard                  | 3.90 | 2.80 | 8.70 |

|     |            |                          |  |           |       |         |     |          |       |     |  |                          |
|-----|------------|--------------------------|--|-----------|-------|---------|-----|----------|-------|-----|--|--------------------------|
|     |            |                          |  | OPERATION |       | DRAW    | BEN | 19.09.17 | SCALE | FIT | <b>JILN</b> ® 深圳市锦凌电子有限公司<br>SHENZHEN JINLING ELECTRONIC CO.,LTD<br>Tel: 86-755-2997-5806/5802 Fax: 86-755-2997-5992 |                          |
|     |            |                          |  | X.X       | ±0.30 |         |     |          | UNIT  | mm  |  |                          |
|     |            |                          |  |           |       | CHECK   |     |          | SIZE  | A4  | PART NO. 132012XXXNXXSXXX01  |                          |
|     |            |                          |  | X.XXX     | ±0.10 |         |     |          | SHEET | 1/1 |  |                          |
| A0  | 2019.09.17 | NEW DRAWING              |  | Angle     | ±3°   | APPROVE |     |          | PROJ. | ◆   | TITLE:   | 2.0PH 2xNpin H2.0mm 180° |
| REV | DATE       | MODIFICATION DESCRIPTION |  | DIM       | TOL   |         |     |          |       |     |  |                          |